



Student Guidelines

1. Read the instructions on how to fold your Fortune Teller using Appendix D.
2. Use scissors to cut out the fortune teller template provided.
3. Play by yourself or with a partner to reveal sentences by choosing images and numbers.
4. Write down your sentences in your notebook and circle the prepositional phrases within the sentence.

Example

Beyond _____(prepositional clause), _____(subject) will see that _____(dependent clause).

Sentence: Beyond the pile of homework on his desk, Timmy will see that his cat has become the ruler of the living room.

Breakdown

Prepositional Clause: Beyond the pile of homework on his desk

Subject: Timmy

Dependent Clause: his cat has become the ruler of the living room



Example Sentences

Use these example sentences to help guide your understanding and analysis of complex sentences with prepositional clauses. Identify and circle the prepositional clause for each sentence, underline the subject, and highlight the dependent clause if present.

5. Beyond the mountains, the sun began to rise as the day slowly unfolded.

Prepositional Clause: Beyond the mountains

Subject: the sun

Dependent Clause: as the day slowly unfolded

6. Under the old oak tree, the children played happily until they were called for dinner.

Prepositional Clause: Under the old oak tree

Subject: the children

Dependent Clause: until they were called for dinner

7. After the storm, the city began to rebuild its damaged roads because the infrastructure was vital for daily life.

Prepositional Clause: After the storm

Subject: the city

Dependent Clause: because the infrastructure was vital for daily life

8. In the middle of the night, the phone rang unexpectedly.

Prepositional Clause: In the middle of the night

Subject: the phone

Dependent Clause: (none)

9. The music captivated the audience during the concert because it was so beautifully performed.

Prepositional Clause: during the concert

Subject: the audience

Dependent Clause: because it was so beautifully performed

10. Across the street from the park, a new café opened last week.

Prepositional Clause: Across the street from the park

Subject: a new café

Dependent Clause: (none)

11. Besides the main course, the chef prepared a variety of desserts that delighted all the guests.

Prepositional Clause: Besides the main course

Subject: the chef

Dependent Clause: that delighted all the guests.

12. Despite the rain, the soccer game continued as planned.

Prepositional Clause: Despite the rain

Subject: the soccer game

Dependent Clause: as planned

How to Use These Examples

Step 1: Read each sentence carefully.

Step 2: Identify and circle the prepositional clause in each sentence.

Step 3: Underline the subject of the sentence.

Step 4: If there is a dependent clause, highlight it.

Step 5: Compare your analysis with the provided breakdown to ensure accuracy.

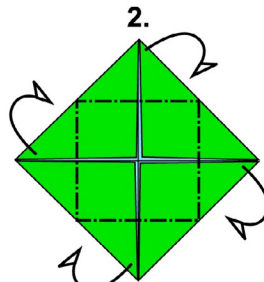
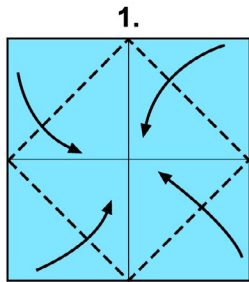
These example sentences are designed to reinforce your understanding of complex sentences with prepositional clauses. Use them as a guide when analyzing the sentences you create or discover with the Fortune Teller.

Fortune Teller Template

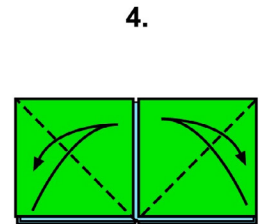
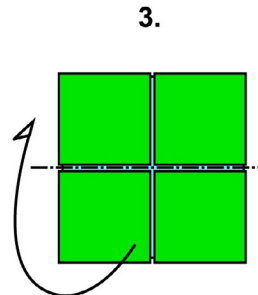
<p>Green</p>	<p>6</p>	<p>4</p>	<p>Pink</p>
<p>1</p>	<p>Across the _____ (prepositional clause) from _____ (place), _____ (subject) can chill out.</p>	<p>In addition to _____ (activity), we should focus on _____ (prepositional clause).</p>	<p>7</p>
<p>3</p>	<p>Beyond _____ (prepositional clause), _____ (subject) will see that _____ (dependent clause).</p>	<p>Under the watch of the grumpy cat, _____ (subject) agreed that _____ (dependent clause).</p>	<p>2</p>
<p>Blue</p>	<p>8</p>	<p>5</p>	<p>Red</p>
<p>During the game, _____ (subject) saw that _____ (dependent clause) is important.</p>	<p>Despite _____ (prepositional clause), _____ (subject) insisted that recess should be longer.</p>	<p>After the field trip, it was clear that _____ (subject) needs more _____ (prepositional clause)</p>	<p>Despite the _____ (prepositional clause), _____ (subject) insisted that recess should be longer.</p>

Fortune Teller Diagram Steps Instructions

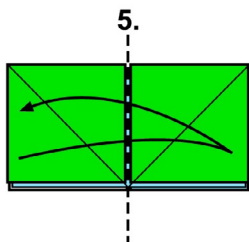
FORTUNE TELLER



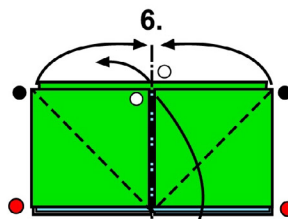
The corners to the back..



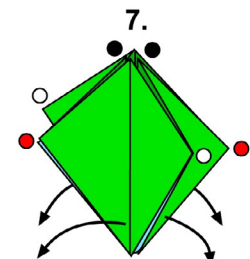
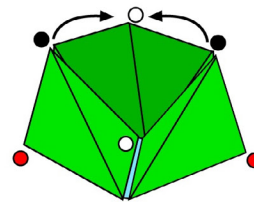
Fold and unfold..




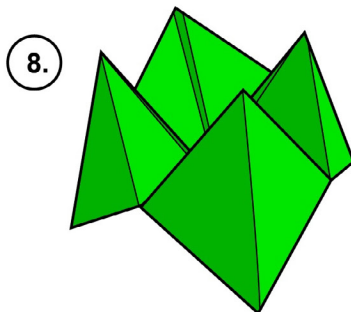
Fold and unfold..



Holding it from bottom,
join the corners,
and open the center to the outside..



Deploy the 4
layers of paper..



Hold it from the inside with the
thumbs, the index and the middle,
with this, we can open it to the
sides, or up and down.